

CLARKE®



SAFETY HELMET

MODEL NO: SHY1(YELLOW)

PART NO: 8133824

USER INSTRUCTIONS

UK
CA | CE

ORIGINAL INSTRUCTIONS

DL0722 REV 1

INTRODUCTION

Thank you for purchasing this CLARKE Safety Helmet. Before using this product, please read this manual thoroughly and follow the instructions carefully. In doing so you will ensure your safety and you can look forward to your purchase giving you long and satisfactory service.

The SHW1/SHY1 (white/yellow) helmets have been designed to provide head protection to meet the requirements of PPE Regulation (EU) 2016/425 and EN397:2012+A1:2012.

The helmet is not suitable as PPE for climbing activities, fire fighting, sporting activities such as cycling, skiing, equestrian, motorcycling etc. The helmet is not designed to protect from heat hazards such as molten metal.

This helmet has been tested to withstand the following risks:

- Impact protection - maximum force transmitted up to 5kN, within a temperature range of 50°C and -10°C
- Penetration by objects up to 3kg in weight, within a temperature range of 50°C and -10°C

MATERIALS DECLARATION

No parts of the helmet are made of materials that are known to cause skin irritation. However, materials that come into contact with the skin can cause allergic reactions to certain susceptible individuals.

GUARANTEE

This product is guaranteed against faulty manufacture for a period of 12 months from the date of purchase. Please keep your receipt which will be required as proof of purchase.

This guarantee is invalid if the product is found to have been abused or tampered with in any way, or not used for the purpose for which it was intended.

Faulty goods should be returned to their place of purchase, no product can be returned to us without prior permission.

This guarantee does not effect your statutory rights.

SAFETY PRECAUTIONS

The helmet should be checked each day before wearing to ensure that there are no major surface defects such as crazing, cracks, deep scour marks, discolouration or dents to the shell.

Never place this product on a hot surface.

FITTING AND ADJUSTMENT

For adequate protection the helmet must be adjusted to fit the user's head correctly. The helmet is adjustable for comfort and utility.


HEADBAND ADJUSTMENT

Horizontal headband adjustment is achieved by turning the adjuster.

Set the headband diameter with the adjustment knob.

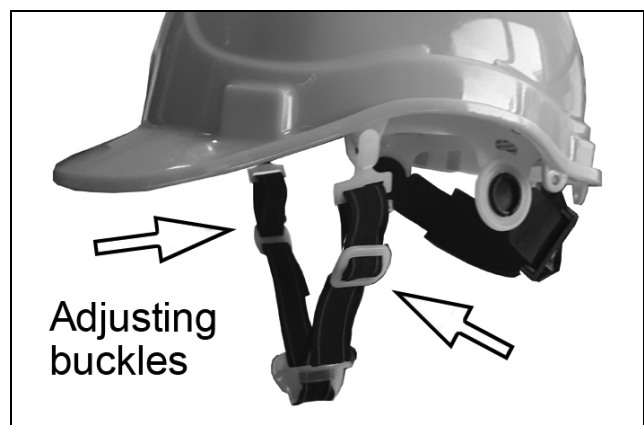
Twist clockwise to tighten and counterclockwise to loosen

- The head band size is from 50-66cm.



CHIN-STRAP ADJUSTMENT

1. Set the buckle on each side to adjust the tension of the elastic chinstrap.
2. Take care to set both side equally.



PRODUCT CARE

CARE & MAINTENANCE

Inspect the helmet regularly to ensure optimum performance. Defects of the helmet/headgear must result in immediate replacement. If the shell or headgear show any defects, immediate disposal and replacement of the product is recommended. Give particular attention to the harness attachment slots.

Significant impact to the helmet will result in reduced future protection, even if visual physical deformation is not apparent. In any event, if any cracks are detected, the helmet must be discarded immediately.

Do not apply tape, paint, solvents, adhesives or adhesive labels to the shell as such application may reduce the effectiveness of the helmet.

CLEANING

The helmet can be wiped with soapy water or a household cleaning product when dirty. Clean and/or disinfect all components regularly with a mild detergent or disinfectant in luke warm water. Apply the cleaner with a clean cloth or paper towel.

Do not use solvents for cleaning and always dry the helmet away from bright sunlight or direct heat.

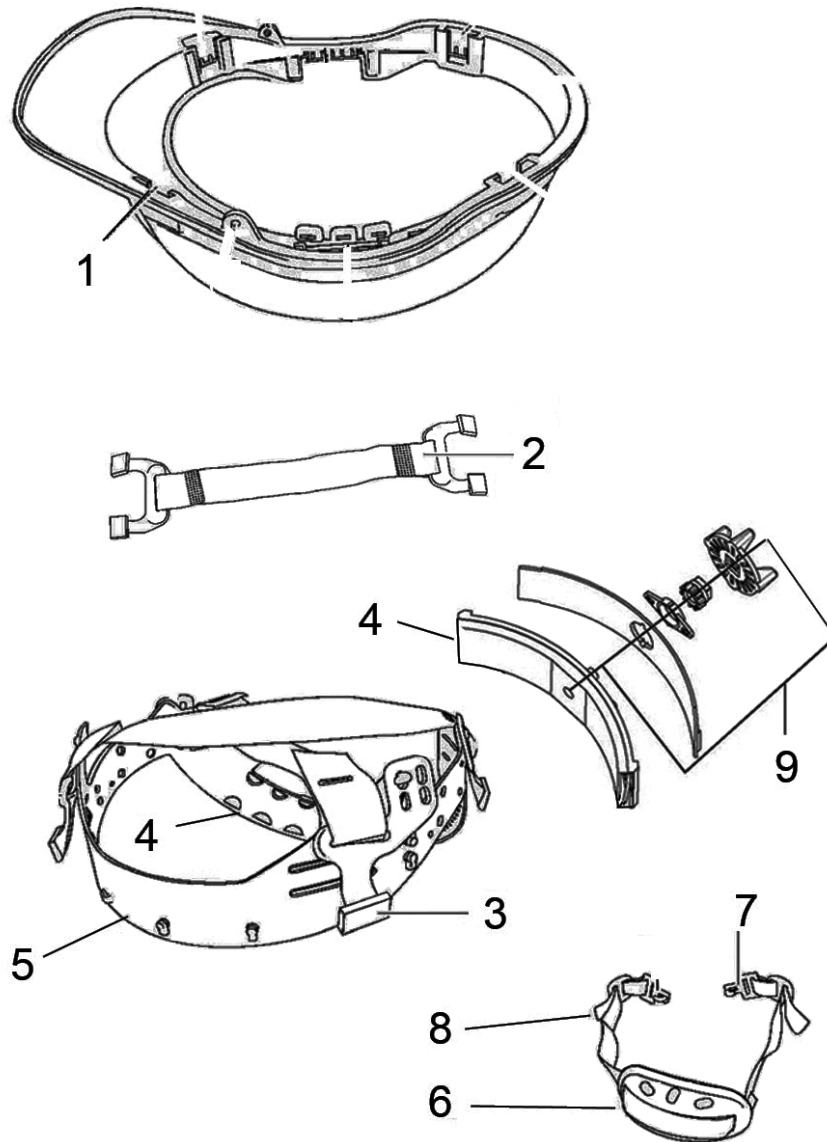
STORAGE

The helmet should be transported and stored in its bag in cool, dry conditions out of direct sunlight.

RECYCLING & THE ENVIRONMENT

If disposing of this product or any damaged components, do not dispose of with general waste. This product contains re-usable raw materials. ABS plastic products should be taken to your local civic amenity site for recycling into new products.

COMPONENT PARTS



1	Helmet shell
2	Central headstrap with attachments
3	Diagonal headstrap with attachments
4	Rear adjustable headband
5	Fixed headband with fabric sweatband
6	Chin piece
7	Chin-strap connector
8	Chin-strap elastic
9	Rear headband adjuster

DECLARATION OF CONFORMITY - UKCA

UK
CA

Clarke[®]
INTERNATIONAL

Hemnall Street, Epping, Essex CM16 4LG

DECLARATION OF CONFORMITY

This is an important document and should be retained.

Product Description: Safety Helmet
Model number(s): SHY1 (White) SHY1 (Yellow)
Serial / batch Number: N/A
Date of Issue: 07/07/2022
Approved Body: NB0194
INSPEC INTERNATIONAL LTD
56 Leslie Hough Way
Salford
Greater Manchester
M6 6AJ

We hereby declare that this product(s) complies with the following statutory requirement(s):

Personal Protective Equipment Regulations 2016/425


The following standards have been applied to the product(s):

EN 397:2012+A1:2012

The technical documentation required to demonstrate that the product(s) meet(s) the requirement(s) of the aforementioned legislation has been compiled and is available for inspection by the relevant enforcement authorities.

The UKCA mark was first applied in: 2022

Signed:



J.A. Clarke
Director

DECLARATION OF CONFORMITY - CE



Clarke[®]
INTERNATIONAL

Fitzwilliam Hall, Fitzwilliam Place, Dublin 2

DECLARATION OF CONFORMITY

This is an important document and should be retained.

Product Description: Safety Helmet
Model number(s): SHW1 (White) SHY1 (Yellow)
Serial / batch Number: N/A
Date of Issue: 07/07/2022
Notified Body: NB0194
INSPEC INTERNATIONAL LTD
56 Leslie Hough Way
Salford
Greater Manchester
M6 6AJ

We hereby declare that this product(s) complies with the following directive(s):

2016/425 Regulation (EU), Personal Protective Equipment

The following standards have been applied to the product(s):

EN 397:2012+A1:2012.

The technical documentation required to demonstrate that the product(s) meet(s) the requirement(s) of the aforementioned directive(s) has been compiled and is available for inspection by the relevant enforcement authorities.

Where applicable, the PPE is subject to the conformity assessment procedure conformity to type based on internal production control plus supervised product checks at random intervals (Module C2) under surveillance of the notified body (see details above)

The CE mark was first applied in: 2019

Signed:

J.A. Clarke
Director

A SELECTION FROM THE VAST RANGE OF

Clarke®

QUALITY PRODUCTS



AIR COMPRESSORS
From DIY to industrial, Plus air tools, spray guns and accessories.

GENERATORS
Prime duty or emergency standby for business, home and leisure.

POWER WASHERS
Hot and cold, electric and engine driven - we have what you need

WELDERS
Mig, Arc, Tig and Spot.
From DIY to auto/industrial.

METALWORKING
Drills, grinders and saws for DIY and professional use.

WOODWORKING
Saws, sanders, lathes, mortisers and dust extraction.

HYDRAULICS
Cranes, body repair kits, transmission jacks for all types of workshop use.

WATER PUMPS
Submersible, electric and engine driven for DIY, agriculture and industry.

POWER TOOLS
Angle grinders, cordless drill sets, saws and sanders.

STARTERS/CHARGERS
All sizes for car and commercial use.

PARTS & SERVICE:

0208 988 7400

Parts Enquiries
Parts@clarkeinternational.com

Servicing & Technical Enquiries
Service@clarkeinternational.com

SALES: UK 01992 565333 or Export 00 44 (0)1992 565335

Clarke® INTERNATIONAL Hemnall Street, Epping, Essex CM16 4LG
www.clarkeinternational.com