

# CLARKE®



## SAFETY HELMET

MODEL NO: SHW1(WHITE)

PART NO: 8133822

## USER INSTRUCTIONS

UK  
CA | CE

ORIGINAL INSTRUCTIONS

DL0722 - REV 1

---

# INTRODUCTION

---

Thank you for purchasing this CLARKE Safety Helmet. Before using this product, please read this manual thoroughly and follow the instructions carefully. In doing so you will ensure your safety and you can look forward to your purchase giving you long and satisfactory service.

The SHW1/SHY1 (white/yellow) helmets have been designed to provide head protection to meet the requirements of PPE Regulation (EU) 2016/425 and EN397:2012+A1:2012.

The helmet is not suitable as PPE for climbing activities, fire fighting, sporting activities such as cycling, skiing, equestrian, motorcycling etc. The helmet is not designed to protect from heat hazards such as molten metal.

This helmet has been tested to withstand the following risks:

- Impact protection - maximum force transmitted up to 5kN, within a temperature range of 50°C and -10°C
- Penetration by objects up to 3kg in weight, within a temperature range of 50°C and -10°C

## MATERIALS DECLARATION

No parts of the helmet are made of materials that are known to cause skin irritation. However, materials that come into contact with the skin can cause allergic reactions to certain susceptible individuals.

## GUARANTEE

This product is guaranteed against faulty manufacture for a period of 12 months from the date of purchase. Please keep your receipt which will be required as proof of purchase.

This guarantee is invalid if the product is found to have been abused or tampered with in any way, or not used for the purpose for which it was intended.

Faulty goods should be returned to their place of purchase, no product can be returned to us without prior permission.

This guarantee does not effect your statutory rights.

---

## SAFETY PRECAUTIONS

---

The helmet should be checked each day before wearing to ensure that there are no major surface defects such as crazing, cracks, deep scour marks, discolouration or dents to the shell.

Never place this product on a hot surface.

---

## FITTING AND ADJUSTMENT

---

For adequate protection the helmet must be adjusted to fit the user's head correctly. The helmet is adjustable for comfort and utility.


### HEADBAND ADJUSTMENT

Horizontal headband adjustment is achieved by turning the adjuster.

Set the headband diameter with the adjustment knob.

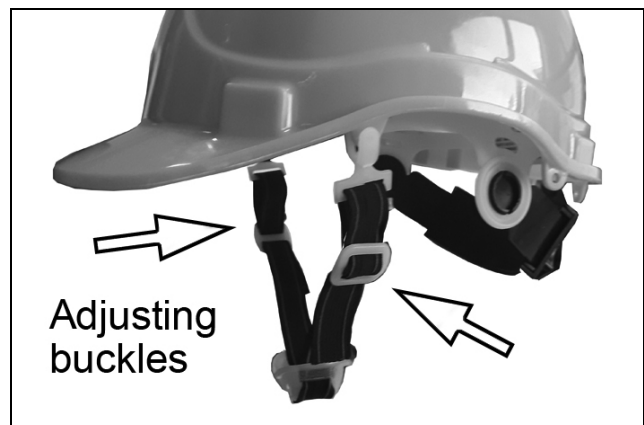
Twist clockwise to tighten and counterclockwise to loosen

- The head band size is from 50-66cm.



### CHIN-STRAP ADJUSTMENT

1. Set the buckle on each side to adjust the tension of the elastic chinstrap.
2. Take care to set both side equally.



---

# PRODUCT CARE

---

## CARE & MAINTENANCE

Inspect the helmet regularly to ensure optimum performance. Defects of the helmet/headgear must result in immediate replacement. If the shell or headgear show any defects, immediate disposal and replacement of the product is recommended. Give particular attention to the harness attachment slots.

Significant impact to the helmet will result in reduced future protection, even if visual physical deformation is not apparent. In any event, if any cracks are detected, the helmet must be discarded immediately.

Do not apply tape, paint, solvents, adhesives or adhesive labels to the shell as such application may reduce the effectiveness of the helmet.

## CLEANING

The helmet can be wiped with soapy water or a household cleaning product when dirty. Clean and/or disinfect all components regularly with a mild detergent or disinfectant in luke warm water. Apply the cleaner with a clean cloth or paper towel.

Do not use solvents for cleaning and always dry the helmet away from bright sunlight or direct heat.

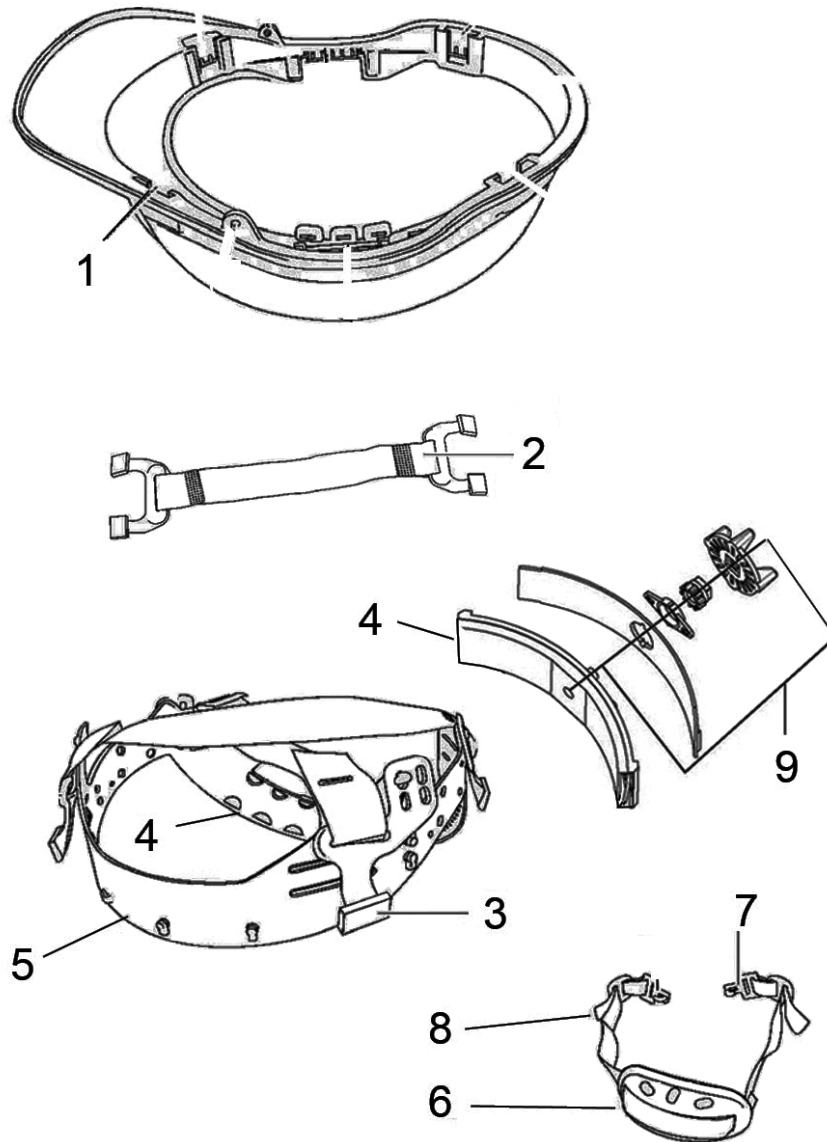
## STORAGE

The helmet should be transported and stored in its bag in cool, dry conditions out of direct sunlight.

## RECYCLING & THE ENVIRONMENT

If disposing of this product or any damaged components, do not dispose of with general waste. This product contains re-usable raw materials. ABS plastic products should be taken to your local civic amenity site for recycling into new products.

# COMPONENT PARTS



1	Helmet shell
2	Central headstrap with attachments
3	Diagonal headstrap with attachments
4	Rear adjustable headband
5	Fixed headband with fabric sweatband
6	Chin piece
7	Chin-strap connector
8	Chin-strap elastic
9	Rear headband adjuster

# DECLARATION OF CONFORMITY - UKCA



**Clarke**<sup>®</sup>  
INTERNATIONAL

Hemnall Street, Epping, Essex CM16 4LG

## DECLARATION OF CONFORMITY

**This is an important document and should be retained.**

**Product Description:** Safety Helmet  
**Model number(s):** SHY1 (White) SHY1 (Yellow)  
**Serial / batch Number:** N/A  
**Date of Issue:** 07/07/2022  
**Approved Body:** NB0194  
INSPEC INTERNATIONAL LTD  
56 Leslie Hough Way  
Salford  
Greater Manchester  
M6 6AJ

**We hereby declare that this product(s) complies with the following statutory requirement(s):**

*Personal Protective Equipment Regulations 2016/425*

**The following standards have been applied to the product(s):**

*EN 397:2012+A1:2012*

The technical documentation required to demonstrate that the product(s) meet(s) the requirement(s) of the aforementioned legislation has been compiled and is available for inspection by the relevant enforcement authorities.

**The UKCA mark was first applied in: 2022**

**Signed:**

**J.A. Clarke**  
**Director**

# DECLARATION OF CONFORMITY - CE



**Clarke**<sup>®</sup>  
**INTERNATIONAL**

Fitzwilliam Hall, Fitzwilliam Place, Dublin 2

## DECLARATION OF CONFORMITY

**This is an important document and should be retained.**

**Product Description:** Safety Helmet  
**Model number(s):** SHW1 (White) SHY1 (Yellow)  
**Serial / batch Number:** N/A  
**Date of Issue:** 07/07/2022  
**Notified Body:** NB0194  
INSPEC INTERNATIONAL LTD  
56 Leslie Hough Way  
Salford  
Greater Manchester  
M6 6AJ

**We hereby declare that this product(s) complies with the following directive(s):**

2016/425 Regulation (EU), Personal Protective Equipment

**The following standards have been applied to the product(s):**

EN 397:2012+A1:2012.

The technical documentation required to demonstrate that the product(s) meet(s) the requirement(s) of the aforementioned directive(s) has been compiled and is available for inspection by the relevant enforcement authorities.

Where applicable, the PPE is subject to the conformity assessment procedure conformity to type based on internal production control plus supervised product checks at random intervals (Module C2) under surveillance of the notified body (see details above)

**The CE mark was first applied in: 2019**

**Signed:**

**J.A. Clarke**  
**Director**

# A SELECTION FROM THE VAST RANGE OF

# Clarke®

## QUALITY PRODUCTS



**AIR COMPRESSORS**  
From DIY to industrial, Plus air tools, spray guns and accessories.

**GENERATORS**  
Prime duty or emergency standby for business, home and leisure.

**POWER WASHERS**  
Hot and cold, electric and engine driven - we have what you need

**WELDERS**  
Mig, Arc, Tig and Spot.  
From DIY to auto/industrial.

**METALWORKING**  
Drills, grinders and saws for DIY and professional use.

**WOODWORKING**  
Saws, sanders, lathes, mortisers and dust extraction.

**HYDRAULICS**  
Cranes, body repair kits, transmission jacks for all types of workshop use.

**WATER PUMPS**  
Submersible, electric and engine driven for DIY, agriculture and industry.

**POWER TOOLS**  
Angle grinders, cordless drill sets, saws and sanders.

**STARTERS/CHARGERS**  
All sizes for car and commercial use.

## PARTS & SERVICE:

# 0208 988 7400

---

**Parts Enquiries**  
[Parts@clarkeinternational.com](mailto:Parts@clarkeinternational.com)

---

**Servicing & Technical Enquiries**  
[Service@clarkeinternational.com](mailto:Service@clarkeinternational.com)

---

SALES: UK 01992 565333 or Export 00 44 (0)1992 565335

**Clarke®** INTERNATIONAL Hemnall Street, Epping, Essex CM16 4LG  
[www.clarkeinternational.com](http://www.clarkeinternational.com)